



# YOUR **TRAINING** GUIDE































Berlin



**Lufthansa**  
**Aviation Training**

Home of Training Competence

# KEY MAP

	Baggage Room		Briefing Room		Lufthansa Aviation Training
	Bistro „Kalufaktur“		Computer Based Training		Parking
	Break Room		Classroom		Suburban Train Station
	Computer-Based Training		Cockpit Door Keypad Trainer		
	Copy Room		Door Trainer		
	Gas Station		Emergency Simulator		
	Lift		Flat Panel Trainer		
	Lockers		Full-Flight Simulator		
	Meeting Point		Mock-up (Flight Deck)		
	Prayer Room		Pilot Incapacitation Trainer		
	Restroom Men		Real Fire-Fighting Trainer		
	Restroom Women		Service Center		
			Service Mock-up		

# TABLE OF CONTENTS

## Location

Lufthansa Aviation Training Center	4
------------------------------------	---

---

## Directions

By Aircraft and Suburban Train	5
By Car, Taxi, Bus	6
By Train	7

## Simulators & Safety Training Devices

Overview	8
----------	---

## Floor Plans

Buildings A, B / Ground Floor	9
Buildings A–D / First Floor	10
Building E / First Floor	11

## Services

---

Services of Lufthansa Aviation Training	12
Business Services	13
Food and Beverages	14
Lockers, Parking, First Aid, Disabled toilet	15
Customer Satisfaction Management	16



## LUFTHANSA AVIATION TRAINING CENTER

[More Information](#)  
Floor Plans p. 9

The Lufthansa Aviation Training Center Berlin is located near the BER Airport.



## DIRECTIONS BY AIRCRAFT AND SUBURBAN TRAIN



### More Information

By Car p.6

By Train p.7

You can take the suburban train S9 / S85 from the terminals to "Grünbergallee".

From there, it is only a five-minute walk to the Lufthansa Aviation Training Center Berlin.



## DIRECTIONS BY CAR, TAXI, BUS



### More Information

By Aircraft and  
Suburban Train p. 5

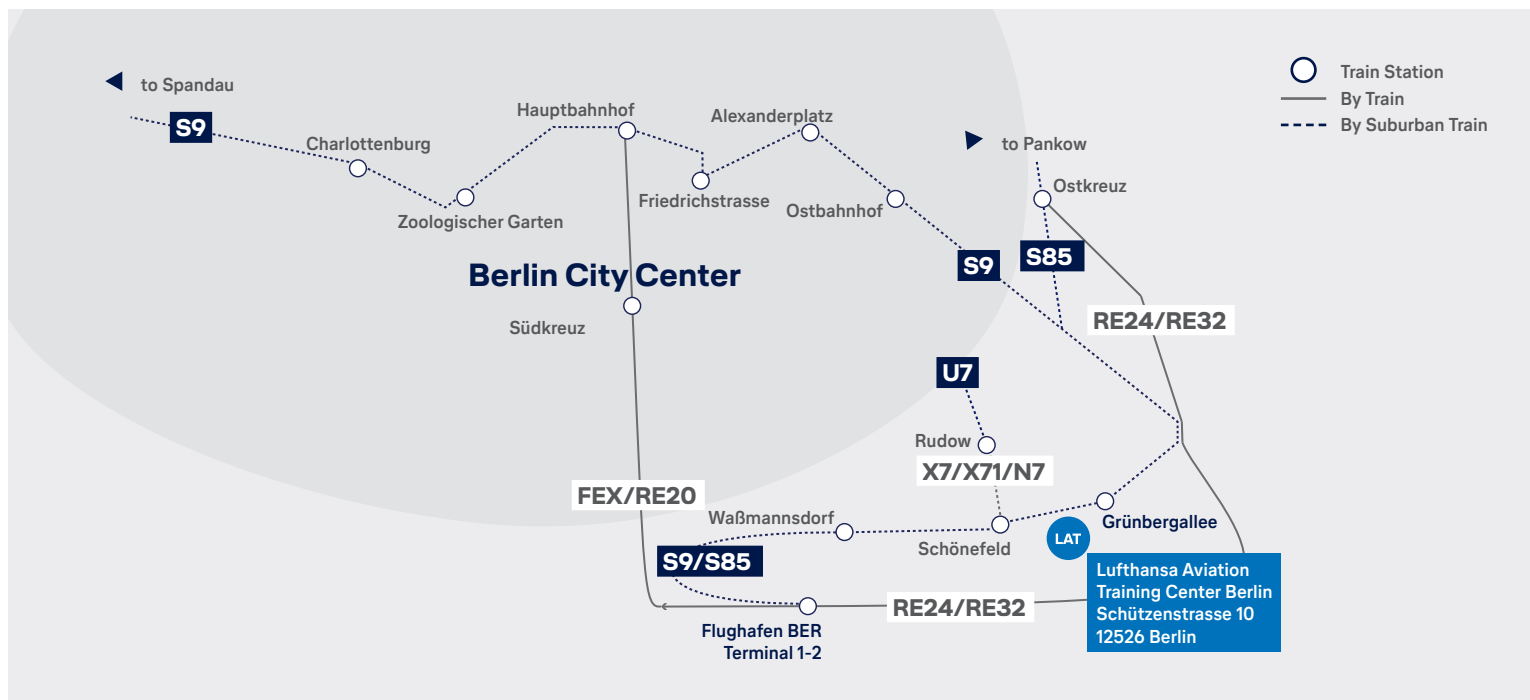
By Train p. 7

Floor Plans p. 9

The Lufthansa Aviation Training Center Berlin is easily accessible by car or taxi. From the A113 ("Schönefeld-Süd" exit) or the A117 highway, take the B96a as shown.

Important:

Parking space outside the Training Center is limited. Please use public transport or crew transportation wherever possible.



## DIRECTIONS BY TRAIN

[More Information](#)  
Map Training Center p. 4

The S9 / S85 suburban train takes you to “Grünbergallee”. From there, it is only a five-minute walk to the Lufthansa Aviation Training Center Berlin. From the city center, the FEX and RE20 trains and from the Ostkreuz, the RE24 and RE32

get you to Flughafen BER Terminal 1-2 railway station in around 20-30 minutes. From there please use the bus, taxi or suburban train. The departure times can be found online at: [www.bvg.de/en](http://www.bvg.de/en)

# SIMULATORS & SAFETY TRAINING DEVICES OVERVIEW

Full-Flight Simulators Airbus	Building	Mock-up Airbus	Building
Airbus A310-300/A300-600 (FT26)	B First Floor	Airbus A320	B Ground Floor
Airbus A320-200 (FT43)	D First Floor		
Airbus A320-200 (FT44)	E First Floor	Mock-ups Boeing	Building
Full-Flight Simulators Boeing	Building	Boeing 737-300	B Ground Floor
Boeing 737-800 (FT35)	C First Floor	Boeing 737-800	B Ground Floor
Boeing 737-300SF (FT38)	D First Floor	Boeing 777-200	B Ground Floor
Boeing 737-800 (FT46)	D First Floor		
Boeing 777-200LR (FT62)	E First Floor	Mock-ups	
Boeing 777-300ER (FT84)	E First Floor	Bombardier / Embraer	Building
		Bombardier CRJ 700/900	B Ground Floor
		Embraer ERJ-145	B Ground Floor
Full-Flight Simulators			
Bombardier / Embraer	Building		
Bombardier CRJ 100 (FT28)	B First Floor	Safety Training Devices	Building
Bombardier CRJ 900 (FT29)	B First Floor	Airbus A320 CEET	E Ground Floor
Bombardier CRJ 900 (FT39)	D First Floor	Airbus A321 NEO OWE	E Ground Floor
Embraer ERJ-145 (FT104)	B First Floor	Airbus A340 Slide Tower	E First Floor
Flat Panel Trainer Airbus	Building	Boeing 777 Doortrainer	E Ground Floor
Airbus A320	A Ground Floor	Cockpit Door Keypad Trainer	E Ground Floor
Flat Panel Trainer Bombardier	Building	Hands-on Station	E Ground Floor
Bombardier CRJ 700/900	A Ground Floor	Pilot Incapacitation Trainer	E Ground Floor
		Real Fire-Fighting Trainer	Parking Lot
		Service Mock-up	A Ground Floor



## More Information

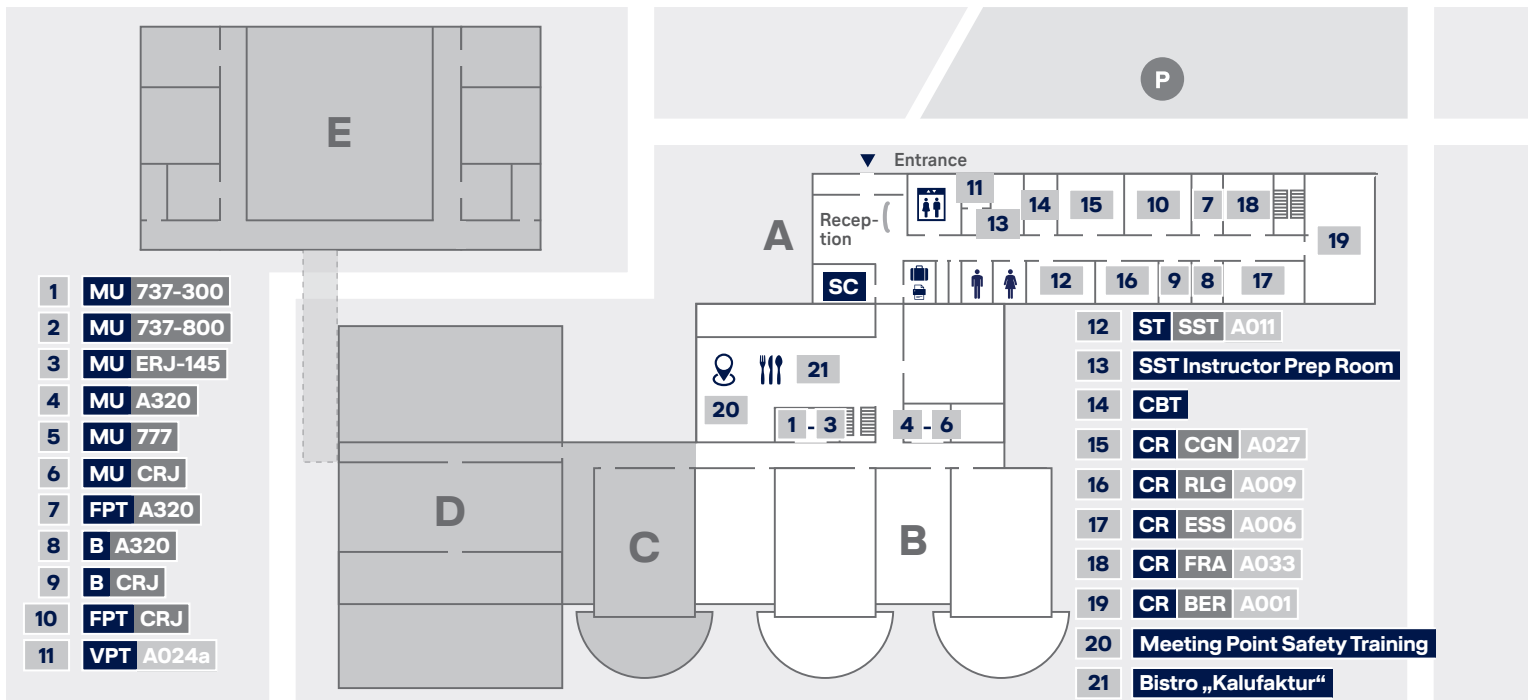
### Building

A, B Ground Floor p.9

A-D First Floor p.10

E First Floor p.11

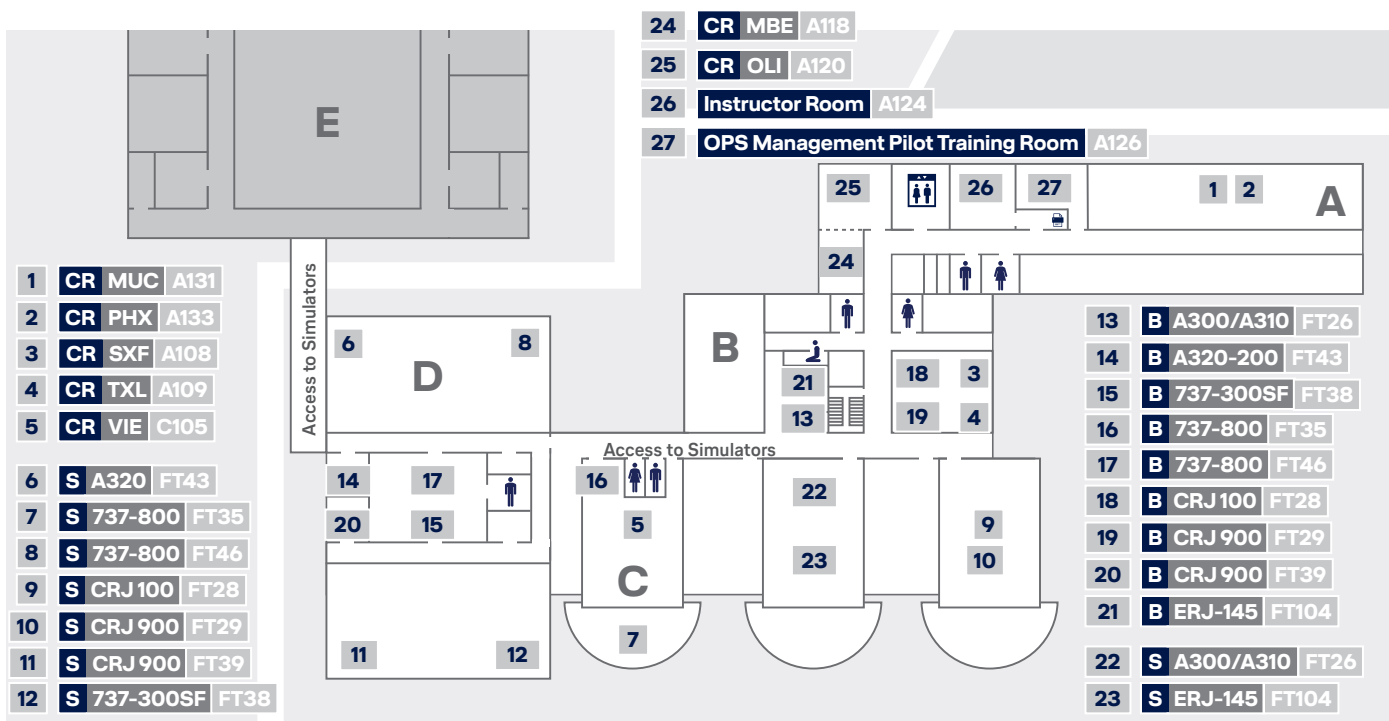




## FLOOR PLANS / BUILDINGS A, B / GROUND FLOOR

The Lufthansa Aviation Training Center Berlin features 11 Full-Flight Simulators, 2 Flat Panel Trainers for the A/C types Airbus A320 and

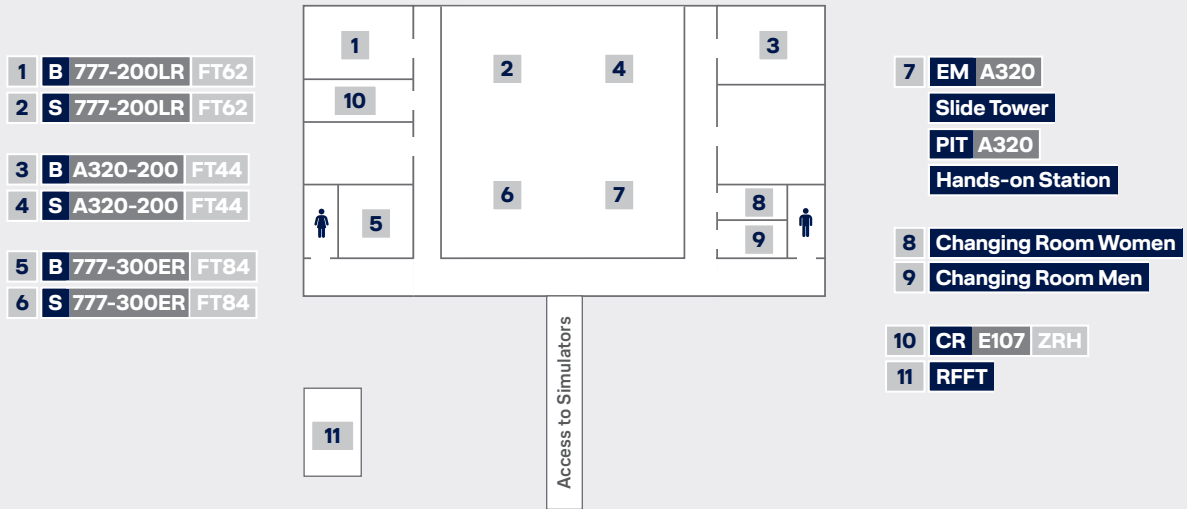
CRJ 700/900. You will also find 9 Flight Deck Mock-ups, 1 Service Mock-up and various Safety Training Devices.



## FLOOR PLANS / BUILDINGS A-D / FIRST FLOOR

[More Information](#)  
Building E  
First Floor p.11

You can reach all simulators via the galleries on the First Floor.



## FLOOR PLANS / BUILDING E / FIRST FLOOR

You can reach all simulators and Safety Training Devices via the galleries on the First Floor.

# SERVICES OF LUFTHANSA AVIATION TRAINING

## Group Services of Lufthansa Aviation Training

We are there for you: 24 hours a day, 7 days a week.

**Phone:** +49 69 696 72 444

**Fax:** +49 69 696 98 72 444

**E-mail:** [info@lat.dlh.de](mailto:info@lat.dlh.de)

## Service Center Berlin

You concentrate on your training; we handle everything else. Our Service Center is always there for you – either to book a flight, hotel, or taxi or to answer questions and provide useful tips and information.

**Opening hours:** Mon–Fri 7:30 a.m. to 4:00 p.m.

## Lufthansa Aviation Training Center

Schützenstrasse 10, 12526 Berlin

**Phone:** +49 30 88 75 57 10

**Fax:** +49 30 88 75 57 09

**E-mail:** [ServiceCenterBER@lat.dlh.de](mailto:ServiceCenterBER@lat.dlh.de)

Entrance

Bldg. A, Ground Floor

> 9

# SERVICES / BUSINESS SERVICES

## Internet

Terminals with free internet access:

Meeting Point Safety Training	Bldg. B, Ground Floor	> 9
Break Room	Bldg. A, First Floor	> 10

## Wi-Fi Zones (public\_wifi)

There are hot spots throughout the whole building that are available 24/7.

## Copy Room

Opposite the Service Center	Bldg. A, Ground Floor	> 9
-----------------------------	-----------------------	-----

## Services

Please ask our colleagues at the Service Center.

They will be glad to assist you.	Bldg. A, Ground Floor	> 9
----------------------------------	-----------------------	-----

# SERVICES / FOOD AND BEVERAGES

## **Bistro „Kalufaktur“**

The “Kalufaktur” serves a range of Italian Snacks such as Focaccia and Panini as well as Soups - furthermore, some very fine coffees, teas and sweet nibbles. Come along and relax before, halfway of after your training.

Payments by cash or debit / credit cards are accepted.

Opening hours: Mon-Fri 10:00 a.m. to 02:00 p.m.

Bldg. A, Ground Floor

> 9

## **Vending Machines/Break Rooms**

In our Break Rooms, snacks are available from the vending machines 24 hours a day, 7 days a week.

> 10



# SERVICES / LOCKERS, PARKING, FIRST AID, DISABLED TOILET

## **Baggage**

There is a storage room available opposite the Service Center.  
Bldg. A, Ground Floor

> 9

## **Parking**

Parking space is available in the P1 area. Please ask the porter at the entrance about availability of parking spaces.  
In front of Bldg. A

> 9

## **First Aid**

Trained first aid staff can be requested via the Service Center or the Maintenance Team. Bldg. A, Ground Floor

> 9

## **Prayer Room**

Bldg. B, First Floor

> 10

## **Disabled toilet**

The disabled toilet with the room number AU14 is located in the basement of Building A.

# SERVICES / CUSTOMER SATISFACTION MANAGEMENT

## **We value your feedback**

As a company with a strong customer focus, we do everything we can to provide the finest service possible. Your suggestions or criticism can help us to improve. We look forward to receiving your comments via any of the channels listed below.

## **Our staff**

Our Service Center or Maintenance colleagues will be happy to receive your feedback and forward it to the right place. If you'd like to track your feedback's progress, please leave your contact data so we can respond.

## **Simulator Terminal – Satisfaction Survey**

After your simulator session, a short satisfaction survey will appear on the display of your simulator terminal. This takes just two minutes to complete, and we would greatly appreciate your co-operation. You'll find a simulator terminal on every simulator.

## **E-mail and contact**

Would you like to send feedback from outside the Training Center?

Please e-mail us at [info@lat.dlh.de](mailto:info@lat.dlh.de), or visit our website [lufthansa-aviation-training.com](https://lufthansa-aviation-training.com) and use the contact form in the contact area.



Lufthansa Aviation Training Germany GmbH  
Lufthansa Aviation Training Operations Germany GmbH  
Schützenstrasse 10  
12526 Berlin  
Germany

**Contact**

**Phone:** +49 30 88 75 57 10

**Fax:** +49 30 88 75 57 09

**E-mail:** [ServiceCenterBER@lat.dlh.de](mailto:ServiceCenterBER@lat.dlh.de)  
[lufthansa-aviation-training.com](http://lufthansa-aviation-training.com)